



Keystone Pull-Out Shelves Order Form



Pilaster and Drawer Box Widths

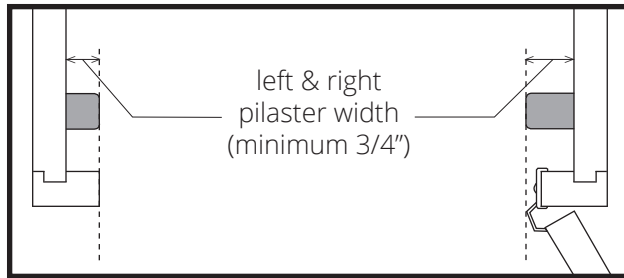
Pilasters com in two standard widths (1 1/4" and 2 1/2") which you can rip to size. We recommend that pilasters not be smaller than 3/4" wide.

1) Pilaster Width

Make the pilasters the width needed to clear the face frame and hinges
Minimum 3/4" wide.

Example:

Left pilaster = 3/4"
Right pilaster = 1 1/4"

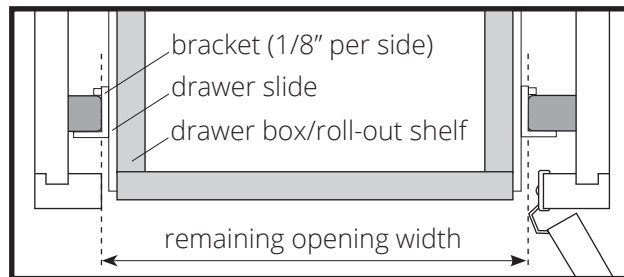


2) Drawer Box Width

From the remaining opening width, subtract 1/4" for the brackets (1/8" per side) and subtract the slide reduction that corresponds to your chosen drawer slides.

Example:

For *blum*® undermount slides and 5/8" thick drawer boxes—



Remaining opening width: 9 1/2"
Brackets (1/8" per side): - 1/4"
Slide Reduction: - 3/8"
Box width: 8 7/8"

Slide Type	Slide Reduction
Double Captive Epoxy	1"
Full Extension Ball Bearing Side Mount	1"
Blum Undermount (1/2" thick drawer box)	5/8"
Blum Undermount (5/8" thick drawer box)	3/8"

Pull-Out Shelves Planning Tool

To streamline the process of measuring for pilaster and drawer box widths, we've developed a Pull-Out Shelves Planning Tool.

With this tool, you can quickly see the amount of side clearance you'll have based on the size of the pilaster you want to use. You will then be able to determine an accurate drawer box width.

Pull-Out Shelves Planning Tools can be ordered through our Customer Service department by calling 717-299-6288.



Scan this QR code for a video demonstration on how to use the Pull-Out Shelves Planning Tool.

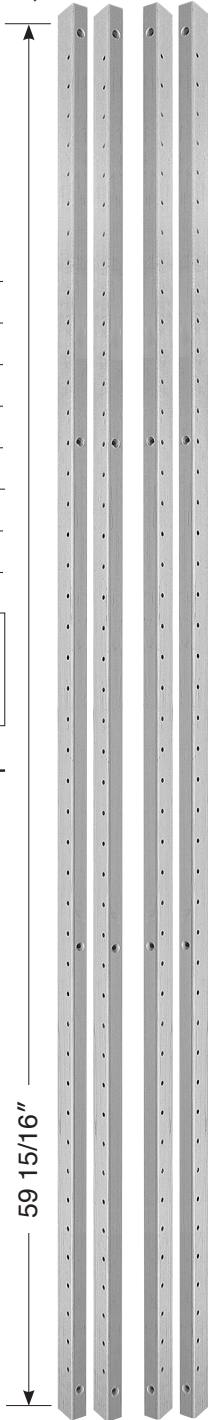
Or visit:
keystonewood.com/pullout-shelves-tool/

Phone 800-233-0289
FAX 800-253-0805

- ORDER PENDING
 ORDER RELEASED FOR PRODUCTION
 QUOTATION


ORDERED BY _____ ORDER DATE _____
CO. NAME _____
ADDRESS _____
ADDRESS _____
CITY _____ STATE _____ ZIP _____
PHONE # _____ FAX # _____
Email Address _____
P.O.# _____ JOB # _____

To order using a Credit Card, please contact our Customer Service Department.



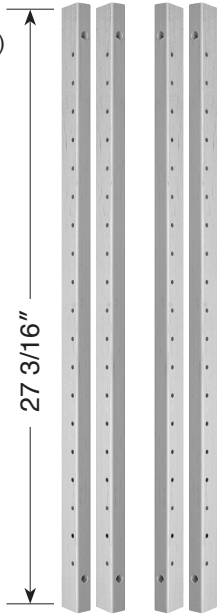
1) Select Pilaster Size

(Set of 4 – check left & right sizes)




Standard Base

- L R
 1 1/4" wide
 2 1/2" wide



Full Base

- L R
 1 1/4" wide
 2 1/2" wide



Pantry

- L R
 1 1/4" wide
 2 1/2" wide


2) Specify Quantity of X-Series Brackets

_____ Sets (one set for each pull-out)
Qty



3) Select Drawer Slides – Specify # of Pairs

blum® Undermount with
BLUMOTION®, Full Extension




_____ 21" _____ 18" _____ 15"
Qty Qty Qty

Full Extension Ball
Bearing Side Mount



_____ 22" _____ 20" _____ 18" _____ 16"
Qty Qty Qty Qty

Double Captive Epoxy
Coated, 3/4 Extension




_____ 22" _____ 20" _____ 18" _____ 16"
Qty Qty Qty Qty

4) Pull-Out Shelves–Use Drawer Box Order Form

Premium Dovetailed Pull-Outs

- Any size
- Any species
- Any finish
- Handle cutouts
- Side profiles
- and more...



Bee-Line Dovetailed Pull-Outs

- Lower cost
- 5/8" prefinished maple/birch
- Drawer sides are sustainably sourced from discarded material
- Height options from 3" to 10"
- Standard handle cutout
- Assembled or finished ready-to-assemble



NOTE: specify "pull-out" on the Drawer Box order form.