



M O U L D I N G

INCLUDES ALL THE NEW MOULDINGS TO DATE



March 2010

H E L P I N G Y O U D O W H A T Y O U D O B E S T

ONE PIECE MINIMUM

Our *One-Piece Minimum* policy gives you the convenience and flexibility you need to complete your project.

So, whether you need a single length of moulding, you are designing a custom home trim package, or you need 1000 feet of moulding for your own inventory, it pays to have Keystone as your outsource supplier for moulding as well as for all of your custom cabinetry components.

RESTORATION AND CUSTOM MOULDING

Keep in mind that the moulding profiles displayed in this brochure represent **only a portion of our most popular designs as of March 2010**. There are way too many possible moulding designs available to present them all in this publication or on our web site. If you don't see what you want, send us a drawing or sample. We can make it to your specifications. Because we design and cut our own templates and grind our own knives, we are able to assure quality control, while efficiently producing your order with a minimum of time and hassle.



FINISHING

All of our moulding can be ordered finished or unfinished, in any available wood species.

DISCOUNTS AND CUSTOMER SERVICE

Call Customer Service today to ask about **trade and volume discounts**. At Keystone, our priority is to produce the highest quality products and provide unmatched service to all our customers.



KEYSTONE
WOOD SPECIALTIES®
MOULDING PROFILES

Product profile renderings are actual size.




MOULDING SPECIFICATIONS

Item Number	Description	Size
<i>BASE / CAP / QUARTER ROUND</i>		
1001	1/4" Cap	1/2" x 1 7/16"
1002	3 1/2" Baseboard	1 1/16" x 3 1/2"
1003	Shoe	1/2" x 3/4"
1004	3 1/4" Ranch Base	1 1/16" x 3 1/4"
1005	4 7/8" Base	1" x 4 7/8"
1008	1 3/8" Base Cap	1 1/16" x 1 3/8"
1009	1 1/4" Base Cap	1 1/16" x 1 1/8"
1010	1 1/2" Base Cap / Applied Moulding	3/4" x 1 1/2"
1011	Wainscoting Cap	15/16" x 1"
1016	5 1/4" Baseboard	1/2" x 5 1/4"
1019	1/2" Qtr Round	1/2" x 1/2"
1020	3/4" Qtr Round	3/4" x 3/4"
1021	1" Base Cap / Applied Moulding	7/16" x 1"
<i>CASINGS</i>		
2001	2 1/2" Casing (WM-361)	1 1/16" x 2 1/2"
2002	3 1/4" Casing (WM-445)	1 1/16" x 3 1/4"



Product profile renderings are actual size.

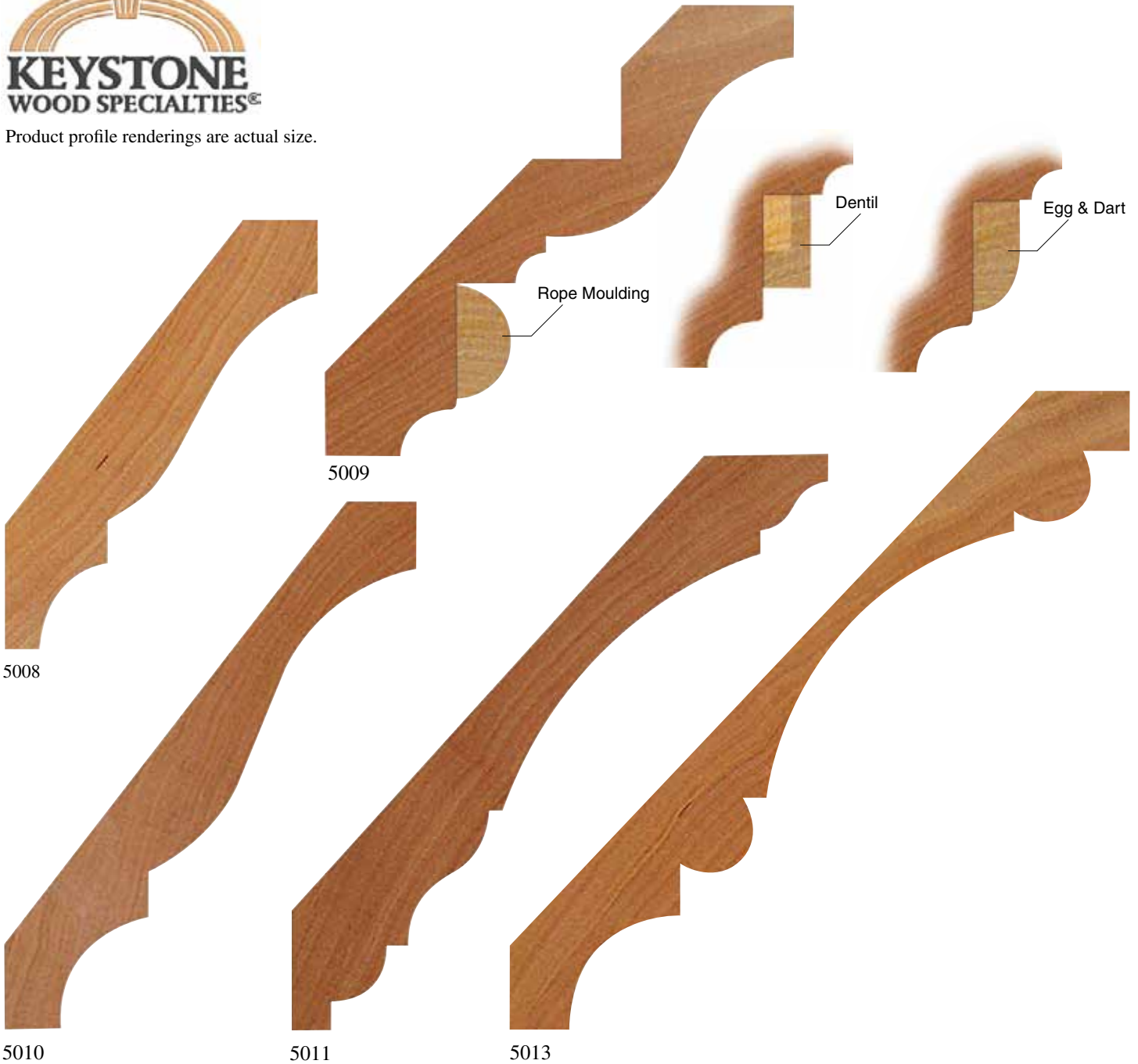


MOULDING SPECIFICATIONS

Item Number	Description	Size
CASINGS (CONTINUED)		
2003	3 1/2" Beaded Casing	1 1/16" x 3 1/2"
2007	3 3/4" Casing	7/8" x 3 3/4"
CHAIR RAIL		
3001	Chair Rail (WM-390)	1 1/16" x 2 5/8"
COUNTER TOP EDGE		
4001	Countertop Edge "B"	3/4" x 1 5/8"
4002	Countertop Edge "C"	3/4" x 1 5/8"
4003	Countertop Edge "D"	3/4" x 1 5/8"
4004	Countertop Edge "P"	7/8" x 1 5/8"
CROWNS / COVES		
5001	3/4" Cove	3/4" x 3/4"
5002	Wide Cove	1/2" x 1 3/4"
5003	Bed	1 1/16" x 1 5/8"
5004	1 5/8" Crown (WM-68)	9/16" x 1 5/8"
5006	2 5/8" Crown (WM-54)	1 1/16" x 2 5/8"
5007	3 3/8" Beaded Crown	1 1/16" x 3 3/8"



Product profile renderings are actual size.

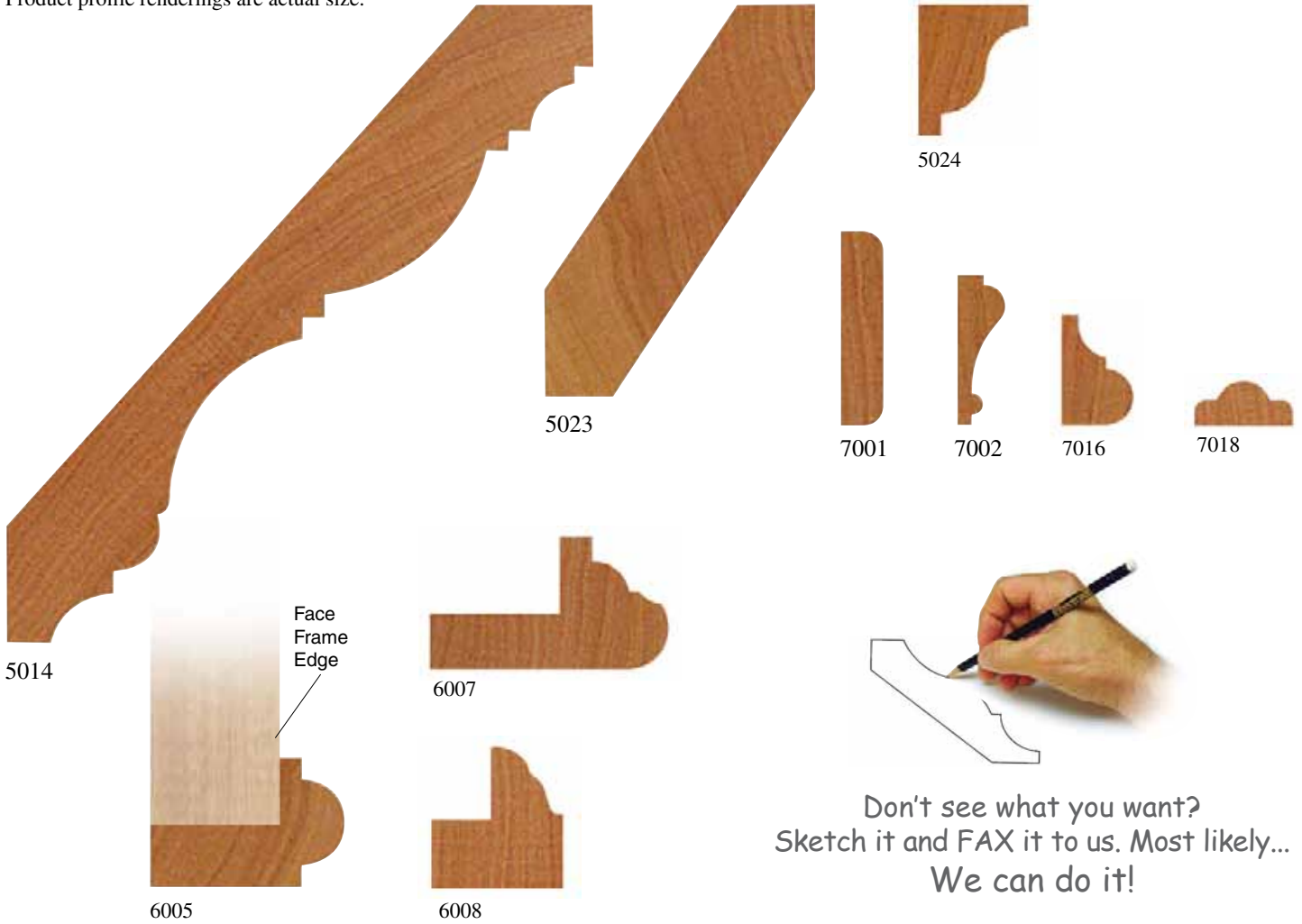


MOULDING SPECIFICATIONS

Item Number	Description	Size
CROWNS / COVES (CONTINUED)		
5008	3 ⁵ / ₈ " Crown	1 ¹ / ₁₆ " x 3 ¹ / ₂ "
5009	4 ³ / ₈ " Crown** with Rope Moulding	3 ³ / ₄ " x 4 ¹ / ₄ "
	with Dentil Moulding	3 ³ / ₄ " x 4 ³ / ₈ "
	with Egg & Dart Moulding	3 ³ / ₄ " x 4 ³ / ₈ "
5010	4 ¹ / ₂ " Crown (WM-47)	1 ¹ / ₁₆ " x 4 ¹ / ₂ "
5011	5 ¹ / ₄ " Crown	3 ³ / ₄ " x 5 ¹ / ₄ "
5013	6" Beaded Crown	3 ³ / ₄ " x 6"



Product profile renderings are actual size.




Don't see what you want?
Sketch it and FAX it to us. Most likely...
We can do it!

MOULDING SPECIFICATIONS

Item Number	Description	Size
<i>CROWNS / COVES (CONTINUED)</i>		
5014	5" Crown	3/4" x 5"
5023	Shaker Crown	1 1/16" x 2 3/4"
5024	Bed Moulding	5/8" x 3/4"
<i>DECORATIVE</i>		
6005	Light Rail	1 1/8" x 3/4"
6007	Elite Light Rail	1 3/8" x 3/4"
6008	Light Rail	3/4" x 1 3/16"
<i>PANEL / SCRIBE</i>		
7001	Scribe/Batten	1/4" x 1 1/8"
7002	Panel Moulding/KE-100	5/16" x 7/8"
7016	Applied Moulding	3/8" x 5/8"
7018	Applied Moulding / KAM-7018	9/16" x 1/4"



Product profile renderings are actual size.



MOULDING SPECIFICATIONS

Item Number	Description	Size
OTHER		
8001	Outside Corner	3/4" x 3/4"
8003	Standard Plate Rail	7/8" x 3 3/8"
8004	Cove & Bead Plate Rail	7/8" x 3 3/8"
8008	Pedestal Feet Moulding	1" x 3 7/8"
8008-FPF	Pedestal Feet—Front Assembly	1" x 3 7/8" x 7"
8008-RPF	Pedestal Feet—Rear (right or left)	1" x 3 7/8" x 7"
8018	Reversible Bead Board	7/16" x 4 1/4"
9002	Window Stool	4" x 1" (shown)**

*The photos of 8008-FPF and 8008-RPF are not actual size

**Window stool moulding is available in variable widths.

AVAILABLE LENGTHS

“Standard” moulding lengths can vary according to lumber inventory. Typical lengths are 8, 10, or 12 feet. Specified lengths are available upon request.